

RTIA SHOW 2023

Presentation Guidelines

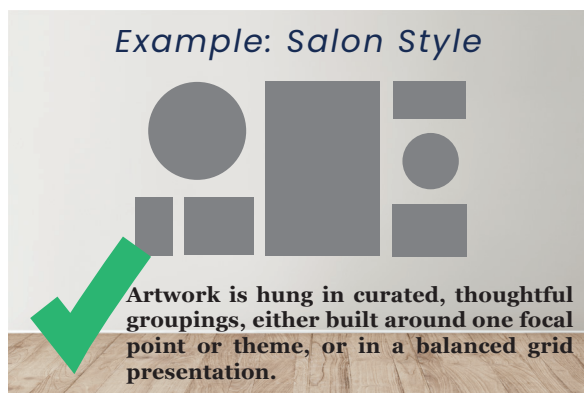
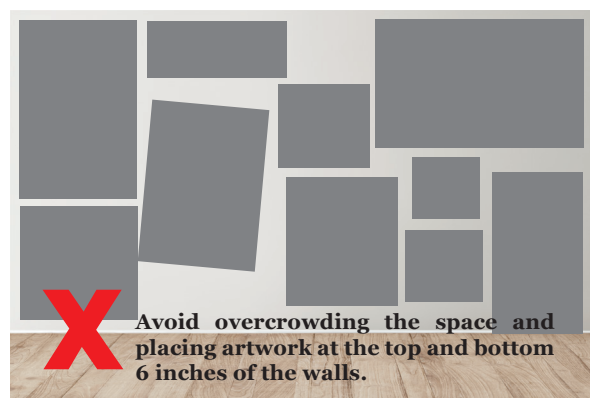
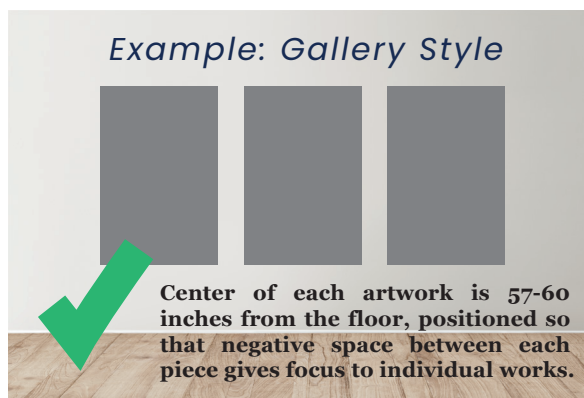
Installation

The RTIA Show 'Heart of Reno' Exhibition, including the newest feature, 'Foundations' is made up of 4'W x 8'H wood art panels, constructed with 2"x2" full frames and 3/8" finished plywood on both sides. These are taped at the visible seams and painted in several coats of white latex paint.

Exhibitors curate and hang their own booth space. We suggest using a battery operated hand drill and #8 1-1 1/4" wood screws. Other hanging methods are acceptable and up to the discretion of the exhibitor. If using double sided tape or sticky/tacky materials, please ensure these are easily removable.

Curation

The following guidelines are intended to elevate the presentation of the RTIA Show and increase the saleability of all artworks to potential buyers.



X Prints

Prints may not be included unless they meet a high-quality or limited edition standard and the price point is appropriate for a fine art show.

X Small Sale Items

Stickers, postcards, calendars, etc. may only be included if gifted to buyers on a complimentary basis (not for sale).

X Oversized Furnishings

Oversized tables and accessories that do not fit the booth space will be removed from the show.

✓ Add Color

Exhibitors may paint the walls or introduce wall coverings as long as they can easily be covered or removed.

✓ Curate the Space

Exhibitors are encouraged to curate the space (about 4') in front of their walls with a tastefully covered table and chair(s) for convenience and comfort during the fair. Additional accessories such as area rugs, lamps, ottomans, etc. are welcome so long as booth space allows for it.

*While installation and curation are executed by the exhibitor, final presentation of each booth is at the discretion of RTIA Show management. Exhibitors who elect to ignore direction of management will be asked to leave the fair